



G-FORCE

FIRE SERVICES

APPROVED BY GOVERNMENT OF MAHARASHTRA LICENCE AGENCY



SAFETY SIGNAGE



Fixed Fire Fighting Installation / A.M.C • Detection System / Event & Exhibition • Consultancy In Fire Prevention

Head Off : E/11, Shree Ganesh CHS. Ltd, Road No. 8, Gautam Nagar, Behind Akruiti Center Point, MIDC, Andheri (E), Mumbai - 400 093.
 Mob.: +91 97693 66499 / 75067 22506 / 98218 86364 • Email : mumbaigforce@gmail.com



PROHIBITION SIGNS

	PS 1 SIZE 150 x 150mm 200 x 200mm		PS 2 SIZE 150 x 150mm 200 x 200mm		PS 3 SIZE 150 x 150mm 200 x 200mm		PS 4 SIZE 150 x 150mm 200 x 200mm		PS 5 SIZE 150 x 150mm 200 x 200mm		PS 6 SIZE 150 x 150mm 200 x 200mm
--	---	--	---	--	---	--	---	--	---	--	---

	PS 7 SIZE 150 x 150mm 200 x 200mm		PS 8 SIZE 150 x 150mm 200 x 200mm		PS 9 SIZE 150 x 150mm 200 x 200mm		PS 10 SIZE 150 x 150mm 200 x 200mm
--	---	--	---	--	---	--	--

	No smoking	PS 11 SIZE 100 x 300mm 150 x 400mm		Smoking strictly forbidden	PS 12 SIZE 100 x 300mm 150 x 400mm		This is a no smoking area	PS 13 SIZE 100 x 300mm 150 x 400mm		No smoking beyond this point	PS 14 SIZE 100 x 300mm 150 x 400mm
--	-------------------	--	--	-----------------------------------	--	--	----------------------------------	--	--	-------------------------------------	--

	No naked lights	PS 15 SIZE 100 x 300mm 150 x 400mm		No matches	PS 16 SIZE 100 x 300mm 150 x 400mm		No naked flames	PS 17 SIZE 100 x 300mm 150 x 400mm		No naked lights beyond this point	PS 18 SIZE 100 x 300mm 150 x 400mm
--	------------------------	--	--	-------------------	--	--	------------------------	--	--	--	--

	Open flames and smoking prohibited	PS 19 SIZE 100 x 300mm 150 x 400mm		No entry	PS 20 SIZE 100 x 300mm 150 x 400mm		Do not enter	PS 21 SIZE 100 x 300mm 150 x 400mm		Authorized personnel only	PS 22 SIZE 100 x 300mm 150 x 400mm
--	---	--	--	-----------------	--	--	---------------------	--	--	----------------------------------	--

	No admittance	PS 23 SIZE 100 x 300mm 150 x 400mm		No access	PS 24 SIZE 100 x 300mm 150 x 400mm		No entry to unauthorized personnel	PS 21 SIZE 100 x 300mm 150 x 400mm		No unauthorized persons beyond this point	PS 22 SIZE 100 x 300mm 150 x 400mm
--	----------------------	--	--	------------------	--	--	---	--	--	--	--

	Do not touch	PS 23 SIZE 100 x 300mm 150 x 400mm		Do not touch men working	PS 24 SIZE 100 x 300mm 150 x 400mm		Do not drink	PS 25 SIZE 100 x 300mm 150 x 400mm		Do not operate	PS 26 SIZE 100 x 300mm 150 x 400mm
--	---------------------	--	--	---------------------------------	--	--	---------------------	--	--	-----------------------	--

	Unauthorized persons may not service machines	PS 27 SIZE 100 x 300mm 150 x 400mm		Do not carry out maintenance work on running machinery	PS 28 SIZE 100 x 300mm 150 x 400mm		Do not clean or oil this machine whilst in motion	PS 29 SIZE 100 x 300mm 150 x 400mm		Do not extinguish with water	PS 30 SIZE 100 x 300mm 150 x 400mm
--	--	--	--	---	--	--	--	--	--	-------------------------------------	--

	Do not switch on	PS 31 SIZE 100 x 300mm 150 x 400mm		Do not switch off	PS 32 SIZE 100 x 300mm 150 x 400mm		No unauthorized person may touch this switch gear	PS 33 SIZE 100 x 300mm 150 x 400mm		No exit	PS 34 SIZE 100 x 300mm 150 x 400mm
--	-------------------------	--	--	--------------------------	--	--	--	--	--	----------------	--

	Keep out	PS 35 SIZE 100 x 300mm 150 x 400mm		Do not open	PS 36 SIZE 100 x 300mm 150 x 400mm		Do not close	PS 37 SIZE 100 x 300mm 150 x 400mm		Do not use unless guards are in position	PS 38 SIZE 100 x 300mm 150 x 400mm
--	-----------------	--	--	--------------------	--	--	---------------------	--	--	---	--

	No smoking, drinking or eating within this area	PS 39 SIZE 100 x 300mm 150 x 400mm		Do not remove guards	PS 40 SIZE 100 x 300mm 150 x 400mm
--	--	--	--	-----------------------------	--



SAFETY SIGNS



	SS 1 SIZE 150 x 150mm 200 x 200mm		SS 2 SIZE 150 x 150mm 200 x 200mm		SS 3 SIZE 150 x 150mm 200 x 200mm		SS 4 SIZE 150 x 150mm 200 x 200mm		SS 5 SIZE 150 x 150mm 200 x 200mm		SS 6 SIZE 150 x 150mm 200 x 200mm
--	---	---	---	---	---	---	---	---	---	---	---

	SS 7 SIZE 150 x 150mm 200 x 200mm		SS 8 SIZE 150 x 150mm 200 x 200mm		SS 9 SIZE 150 x 150mm 200 x 200mm		SS 10 SIZE 250 x 200mm 375 x 250mm				
--	---	---	---	---	---	---	--	---	--	--	--

	First aid	SS 11 SIZE 100 x 300mm 150 x 400mm		Pollution control equipment	SS 12 SIZE 100 x 300mm 150 x 400mm		Emergency telephone	SS 13 SIZE 100 x 300mm 150 x 400mm		Emergency equipment	SS 14 SIZE 100 x 300mm 150 x 400mm
--	------------------	--	---	------------------------------------	--	---	----------------------------	--	---	----------------------------	--

	Breathing apparatus	SS 15 SIZE 100 x 300mm 150 x 400mm		Emergency shower	SS 16 SIZE 100 x 300mm 150 x 400mm		Stretcher	SS 17 SIZE 100 x 300mm 150 x 400mm		Smoke hood	SS 18 SIZE 100 x 300mm 150 x 400mm
--	----------------------------	--	---	-------------------------	--	---	------------------	--	---	-------------------	--

	Emergency stop	SS 19 SIZE 100 x 300mm 150 x 400mm		Emergency eye wash	SS 20 SIZE 100 x 300mm 150 x 400mm		Safe for entry	SS 21 SIZE 100 x 300mm 150 x 400mm		Drinking water	SS 22 SIZE 100 x 300mm 150 x 400mm
--	-----------------------	--	---	---------------------------	--	---	-----------------------	--	---	-----------------------	--

	Break glass in emergency	SS 23 SIZE 100 x 300mm 150 x 400mm	Escape route		SS 24 SIZE 100 x 400mm	Escape to sea		SS 25 SIZE 100 x 400mm	Escape hatch			SS 26 SIZE 100 x 400mm
--	---------------------------------	--	---------------------	--	-------------------------------------	----------------------	--	-------------------------------------	---------------------	--	--	-------------------------------------

Escape window		SS 27 SIZE 100 x 400mm	Escape door		SS 28 SIZE 100 x 400mm	Emergency Exit		SS 29 SIZE 100 x 400mm		Assembly point	SS 30 SIZE 100 x 300mm 150 x 400mm
----------------------	--	-------------------------------------	--------------------	--	-------------------------------------	-----------------------	--	-------------------------------------	---	-----------------------	--

	Escape ladder	SS 31 SIZE 100 x 300mm 150 x 400mm		Safety equipment	SS 32 SIZE 100 x 300mm 150 x 400mm		Eating and drinking area	SS 33 SIZE 100 x 300mm 150 x 400mm		Smoking area	SS 34 SIZE 100 x 300mm 150 x 400mm
--	----------------------	--	---	-------------------------	--	---	---------------------------------	--	---	---------------------	--

	Protective equipment	SS 35 SIZE 100 x 300mm 150 x 400mm		Helideck	SS 36 SIZE 100 x 300mm 150 x 400mm		Life jacket	SS 37 SIZE 100 x 300mm 150 x 400mm		Electrical equipment	SS 38 SIZE 100 x 300mm 150 x 400mm
--	-----------------------------	--	---	-----------------	--	---	--------------------	--	---	-----------------------------	--

	Push bar to open	SS 39 SIZE 100 x 400mm 150 x 400mm		Push bar to open	SS 40 SIZE 100 x 400mm						
--	-------------------------	--	---	-------------------------	-------------------------------------	--	--	--	--	--	--

	Emergency shower	SS 41 SIZE 250 x 200mm 375 x 250mm		Drinking water	SS 42 SIZE 250 x 200mm 375 x 250mm		Emergency eye wash	SS 43 SIZE 250 x 200mm 375 x 250mm		Emergency phone	SS 44 SIZE 250 x 200mm 375 x 250mm		Emergency stop	SS 45 SIZE 250 x 200mm 375 x 250mm		Thermal protection aid	SS 46 SIZE 250 x 200mm 375 x 250mm
--	-------------------------	--	---	-----------------------	--	---	---------------------------	--	---	------------------------	--	---	-----------------------	--	---	-------------------------------	--

	Survival suit	SS 47 SIZE 250 x 200mm 375 x 250mm		Safe for entry	SS 48 SIZE 250 x 200mm 375 x 250mm		Stretcher	SS 49 SIZE 150 x 150mm 200 x 200mm		Safe for entry	SS 50 SIZE 150 x 150mm 200 x 200mm		Emergency stop	SS 51 SIZE 150 x 150mm 200 x 200mm		Safe for entry	SS 52 SIZE 150 x 150mm 200 x 200mm
--	----------------------	--	---	-----------------------	--	---	------------------	--	---	-----------------------	--	---	-----------------------	--	---	-----------------------	--





SAFETY SIGNS

	SS 53 SIZE 150 x 150mm 200 x 200mm		SS 54 SIZE 150 x 150mm 200 x 200mm		SS 55 SIZE 150 x 150mm 200 x 200mm		SS 56 SIZE 150 x 150mm 200 x 200mm		SS 57 SIZE 150 x 150mm 200 x 200mm		SS 58 SIZE 150 x 150mm 200 x 200mm
	SS 59 SIZE 250 x 200mm 375 x 250mm Emergency evacuation chair		SS 60 SIZE 250 x 200mm 375 x 250mm Electrical equipment		SS 61 SIZE 150 x 150mm 200 x 200mm		SS 62 SIZE 150 x 150mm 200 x 200mm		SS 63 SIZE 150 x 150mm 200 x 200mm		SS 64 SIZE 150 x 150mm 200 x 200mm
	SS 65 SIZE 250 x 200mm 375 x 250mm Doctor		SS 66 SIZE 250 x 200mm 375 x 250mm Resuscitator		SS 67 SIZE 250 x 200mm 375 x 250mm Way out		SS 68 SIZE 250 x 200mm 375 x 250mm Panic lock		SS 69 SIZE 250 x 200mm 375 x 250mm Main switch		SS 70 SIZE 250 x 200mm 375 x 250mm Meeting point
	SS 71 SIZE 100 x 300mm 150 x 400mm Doctor		SS 72 SIZE 100 x 300mm 150 x 400mm Resuscitator		SS 73 SIZE 100 x 300mm 150 x 400mm Way out		SS 74 SIZE 100 x 300mm 150 x 400mm Main switch				
	SS 75 SIZE 100 x 300mm 150 x 400mm Meeting point		SS 76 SIZE 100 x 300mm 150 x 400mm Emergency evacuation chair								

DIRECTION SIGNS

	DS 1 SIZE 150 x 150mm 200 x 200mm		DS 2 SIZE 150 x 150mm 200 x 200mm		DS 3 SIZE 150 x 150mm 200 x 200mm		DS 4 SIZE 150 x 150mm 200 x 200mm		DS 5 SIZE 150 x 150mm 200 x 200mm
	DS 6 SIZE 100 x 300mm 150 x 400mm		DS 7 SIZE 100 x 300mm 150 x 400mm		DS 8 SIZE 100 x 300mm 150 x 400mm FIRE EXIT		DS 9 SIZE 100 x 300mm 150 x 400mm FIRE EXIT		
	DS 10 SIZE 100 x 300mm 150 x 400mm		DS 11 SIZE 100 x 300mm 150 x 400mm EXIT		DS 12 SIZE 100 x 300mm 150 x 400mm		DS 13 SIZE 100 x 300mm 150 x 400mm		
	DS 14 SIZE 100 x 300mm 150 x 400mm FIRE EXIT		DS 15 SIZE 100 x 300mm 150 x 400mm FIRE EXIT		DS 16 SIZE 100 x 300mm 150 x 400mm EXIT		DS 17 SIZE 100 x 300mm 150 x 400mm EXIT		
	DS 18 SIZE 100 x 300mm 150 x 400mm Slide to open		DS 19 SIZE 100 x 300mm 150 x 400mm EXIT For emergency use only		DS 20 SIZE 100 x 300mm 150 x 400mm EXIT For emergency use only		DS 21 SIZE 100 x 300mm 150 x 400mm EXIT		
	DS 22 SIZE 100 x 300mm 150 x 400mm		DS 23 SIZE 100 x 300mm 150 x 400mm Pull to open		DS 24 SIZE 100 x 300mm 150 x 400mm Push to open		DS 25 SIZE 100 x 300mm 150 x 400mm EXIT		



DIRECTION SIGNS



DS 26
SIZE
100 x 300mm
150 x 400mm



DS 27
SIZE
100 x 300mm
150 x 400mm



DS 28
SIZE
100 x 300mm
150 x 400mm



DS 29
SIZE
100 x 300mm
150 x 400mm



DS 30
SIZE
100 x 300mm
150 x 400mm



DS 31
SIZE
100 x 300mm
150 x 400mm



DS 32
SIZE
100 x 300mm
150 x 400mm



DS 33
SIZE
100 x 300mm
150 x 400mm



DS 34
SIZE
100 x 300mm
150 x 400mm



DS 35
SIZE
100 x 300mm
150 x 400mm



DS 36
SIZE
100 x 300mm
150 x 400mm



DS 37
SIZE
100 x 300mm
150 x 400mm



DS 38
SIZE
100 x 300mm
150 x 400mm



DS 39
SIZE
100 x 300mm
150 x 400mm



DS 40
SIZE
100 x 300mm
150 x 400mm



DS 41
SIZE
100 x 300mm
150 x 400mm



DS 42
SIZE
100 x 300mm
150 x 400mm



DS 43
SIZE
100 x 300mm
150 x 400mm



DS 44
SIZE
100 x 300mm
150 x 400mm



DS 45
SIZE
100 x 300mm
150 x 400mm



DS 46
SIZE
100 x 300mm
150 x 400mm



DS 47
SIZE
100 x 300mm
150 x 400mm



DS 48
SIZE
100 x 300mm
150 x 400mm



DS 49
SIZE
100 x 300mm
150 x 400mm



DS 50
SIZE
100 x 300mm
150 x 400mm



DS 51
SIZE
100 x 300mm
150 x 400mm



DS 52
SIZE
100 x 300mm
150 x 400mm



DS 53
SIZE
100 x 300mm
150 x 400mm



DS 54
SIZE
100 x 300mm
150 x 400mm



DS 55
SIZE
100 x 300mm
150 x 400mm



DS 56
SIZE
100 x 300mm
150 x 400mm



DS 57
SIZE
100 x 300mm
150 x 400mm



DS 58
SIZE
100 x 300mm
150 x 400mm



DS 59
SIZE
100 x 300mm
150 x 400mm



DS 60
SIZE
100 x 300mm
150 x 400mm



DS 61
SIZE
100 x 300mm
150 x 400mm



DS 62
SIZE
100 x 300mm
150 x 400mm



DS 63
SIZE
100 x 300mm
150 x 400mm



DS 64
SIZE
100 x 300mm
150 x 400mm



DS 65
SIZE
100 x 300mm
150 x 400mm



DS 66
SIZE
100 x 300mm
150 x 400mm



DS 67
SIZE
100 x 300mm
150 x 400mm



DS 68
SIZE
100 x 300mm
150 x 400mm



DS 69
SIZE
100 x 300mm
150 x 400mm



DS 70
SIZE
100 x 300mm
150 x 400mm



DS 71
SIZE
100 x 300mm
150 x 400mm



DS 72
SIZE
100 x 300mm
150 x 400mm



DS 73
SIZE
100 x 300mm
150 x 400mm



DS 74
SIZE
100 x 300mm
150 x 400mm



DS 75
SIZE
100 x 300mm
150 x 400mm



DS 76
SIZE
100 x 300mm
150 x 400mm



DS 77
SIZE
100 x 300mm
150 x 400mm





DIRECTION SIGNS



DS 78
SIZE
100 x 300mm
150 x 400mm



DS 79
SIZE
100 x 300mm
150 x 400mm



DS 80
SIZE
100 x 300mm
150 x 400mm



DS 81
SIZE
100 x 400mm
150 x 600mm



DS 82
SIZE
100 x 400mm
150 x 600mm



DS 83
SIZE
100 x 400mm
150 x 600mm



DS 84
SIZE
100 x 300mm
150 x 400mm



DS 85
SIZE
100 x 300mm
150 x 400mm



DS 86
SIZE
100 x 300mm
150 x 400mm



DS 87
SIZE
100 x 300mm
150 x 400mm



DS 88
SIZE
100 x 300mm
150 x 400mm



DS 89
SIZE
100 x 300mm
150 x 400mm



DS 90
SIZE
100 x 300mm
150 x 400mm



DS 91
SIZE
100 x 300mm
150 x 400mm



DS 92
SIZE
100 x 300mm
150 x 400mm



DS 93
SIZE
100 x 300mm
150 x 400mm



DS 94
SIZE
100 x 300mm
150 x 400mm



DS 95
SIZE
100 x 300mm
150 x 400mm



DS 96
SIZE
100 x 300mm
150 x 400mm



DS 97
SIZE
100 x 300mm
150 x 400mm



DS 98
SIZE
100 x 300mm
150 x 400mm



DS 99
SIZE
100 x 300mm
150 x 400mm



DS 100
SIZE
100 x 300mm
150 x 400mm



DS 101
SIZE
100 x 300mm
150 x 400mm



DS 102
SIZE
100 x 300mm
150 x 400mm



DS 103
SIZE
100 x 300mm
150 x 400mm



DS 104
SIZE
100 x 300mm
150 x 400mm



DS 105
SIZE
100 x 300mm
150 x 400mm



DS 106
SIZE
100 x 300mm
150 x 400mm



DS 107
SIZE
100 x 300mm
150 x 400mm



DS 108
SIZE
100 x 300mm
150 x 400mm



DS 109
SIZE
100 x 300mm
150 x 400mm



DS 110
SIZE
100 x 300mm
150 x 400mm



DS 111
SIZE
200 x 400mm
300 x 600mm



DS 112
SIZE
200 x 400mm
300 x 600mm



DS 113
SIZE
300 x 100mm
400 x 150mm



DS 114
SIZE
300 x 100mm
400 x 150mm



DS 115
SIZE
300 x 100mm
400 x 150mm



DS 116
SIZE
300 x 100mm
400 x 150mm











FIRE EQUIPMENT SIGNS



	FS 1 SIZE 150 x 150mm 200 x 200mm		FS 2 SIZE 150 x 150mm 200 x 200mm		FS 3 SIZE 150 x 150mm 200 x 200mm		FS 4 SIZE 150 x 150mm 200 x 200mm		FS 5 SIZE 150 x 150mm 200 x 200mm		FS 6 SIZE 150 x 150mm 200 x 200mm
--	---	---	---	---	---	---	---	---	---	---	---

	FS 8 SIZE 250 x 200mm 375 x 250mm		FS 9 SIZE 250 x 200mm 375 x 250mm		FS 10 SIZE 250 x 200mm 375 x 250mm		FS 11 SIZE 250 x 200mm 375 x 250mm		FS 12 SIZE 250 x 200mm 375 x 250mm		FS 7 SIZE 150 x 150mm 200 x 200mm
--	---	---	---	---	--	---	--	---	--	---	---



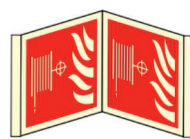

	FS 13 SIZE 100 x 300mm 150 x 400mm		Fire alarm	FS 14 SIZE 100 x 300mm 150 x 400mm		Fire hose	FS 15 SIZE 100 x 300mm 150 x 400mm		Fire phone	FS 16 SIZE 100 x 300mm 150 x 400mm
--	--	---	-------------------	--	---	------------------	--	---	-------------------	--







	FS 17 SIZE 100 x 300mm 150 x 400mm		Fire alarm call point	FS 18 SIZE 100 x 300mm 150 x 400mm		Fire hose reel	FS 19 SIZE 100 x 300mm 150 x 400mm		In case of fire break glass	FS 20 SIZE 100 x 300mm 150 x 400mm
--	--	---	------------------------------	--	---	-----------------------	--	---	------------------------------------	--

	FS 21 SIZE 100 x 300mm 150 x 400mm		Fire hydrant	FS 22 SIZE 100 x 300mm 150 x 400mm		Fire blanket	FS 23 SIZE 100 x 300mm 150 x 400mm		To be used only in case of fire	FS 24 SIZE 100 x 300mm 150 x 400mm
---	--	--	---------------------	--	--	---------------------	--	--	--	--

	FS 25 SIZE 100 x 300mm 150 x 400mm		Sprinkler control valve	FS 26 SIZE 100 x 300mm 150 x 400mm		Open this valve in the event of fire	FS 27 SIZE 100 x 300mm 150 x 400mm		Foam inlet	FS 28 SIZE 100 x 300mm 150 x 400mm
--	--	---	--------------------------------	--	---	---	--	---	-------------------	--

	FS 29 SIZE 100 x 300mm 150 x 400mm		Fire pump start button	FS 30 SIZE 100 x 300mm 150 x 400mm		Fire flap	FS 31 SIZE 100 x 300mm 150 x 400mm		Fire extinguisher placed inside	FS 32 SIZE 100 x 300mm 150 x 400mm
--	--	---	-------------------------------	--	---	------------------	--	---	--	--

	FS 33 SIZE 200 x 400mm 300 x 600mm		FS 34 SIZE 200 x 400mm 300 x 600mm		FS 35 SIZE 200 x 400mm 300 x 600mm	
---	--	---	--	--	--	---

	FS 36 SIZE 300 x 100mm 400 x 150mm		FS 37 SIZE 300 x 100mm 400 x 150mm		FS 38 SIZE 300 x 100mm 400 x 150mm		FS 39 SIZE 300 x 100mm 400 x 150mm		FS 40 SIZE 400 x 150mm 500 x 200mm		FS 41 SIZE 400 x 150mm 500 x 200mm
--	--	---	--	---	--	---	--	---	--	---	--

	FS 42 SIZE 400 x 150mm 500 x 200mm		FS 43 SIZE 400 x 150mm 500 x 200mm		FS 44 SIZE 400 x 150mm 500 x 200mm		FS 45 SIZE 400 x 150mm 500 x 200mm		FS 46 SIZE 400 x 150mm 500 x 200mm		FS 47 SIZE 400 x 150mm 500 x 200mm
--	--	---	--	---	--	---	--	---	--	---	--





FIRE EQUIPMENT SIGNS

FS 48
SIZE
200 x 400mm
300 x 600mm

FS 49
SIZE
200 x 400mm
300 x 600mm

FS 50
SIZE
200 x 400mm
300 x 600mm

FS 51
SIZE
200 x 400mm
300 x 600mm

FS 52
SIZE
200 x 400mm
300 x 600mm

FS 53
SIZE
200 x 400mm
300 x 600mm

FS 54
SIZE
200 x 400mm
300 x 600mm

FS 55
SIZE
200 x 400mm
300 x 600mm

FS 56
SIZE
450 x 300mm
600 x 450mm

FS 57
SIZE
450 x 300mm
600 x 450mm

FS 58
SIZE
450 x 300mm
600 x 450mm

FS 59
SIZE
450 x 300mm
600 x 450mm

FS 60
SIZE
450 x 300mm
600 x 450mm

FS 61
SIZE
450 x 300mm
600 x 450mm

FS 62
SIZE
450 x 300mm
600 x 450mm

FS 63
SIZE
450 x 300mm
600 x 450mm

FS 64
SIZE
450 x 300mm
600 x 450mm

FS 65
SIZE
450 x 300mm
600 x 450mm

MANDATORY SIGNS

MS 1
SIZE
150 x 150mm
200 x 200mm

MS 2
SIZE
150 x 150mm
200 x 200mm

MS 3
SIZE
150 x 150mm
200 x 200mm

MS 4
SIZE
150 x 150mm
200 x 200mm

MS 5
SIZE
150 x 150mm
200 x 200mm

MS 6
SIZE
150 x 150mm
200 x 200mm

MS 7
SIZE
150 x 150mm
200 x 200mm

MS 8
SIZE
150 x 150mm
200 x 200mm

MS 9
SIZE
150 x 150mm
200 x 200mm

MS 10
SIZE
150 x 150mm
200 x 200mm

MS 11
SIZE
150 x 150mm
200 x 200mm

MS 12
SIZE
150 x 150mm
200 x 200mm

MS 13
SIZE
150 x 150mm
200 x 200mm

MS 14
SIZE
150 x 150mm
200 x 200mm

MS 15
SIZE
150 x 150mm
200 x 200mm

MS 16
SIZE
150 x 150mm
200 x 200mm

MS 17
SIZE
150 x 150mm
200 x 200mm

MS 18
SIZE
150 x 150mm
200 x 200mm

MS 19
SIZE
150 x 150mm
200 x 200mm

MS 20
SIZE
150 x 150mm
200 x 200mm

MS 21
SIZE
150 x 150mm
200 x 200mm

MS 22
SIZE
150 x 150mm
200 x 200mm

MS 23
SIZE
150 x 150mm
200 x 200mm

MS 24
SIZE
150 x 150mm
200 x 200mm

MS 25
SIZE
150 x 150mm
200 x 200mm

MS 26
SIZE
150 x 150mm
200 x 200mm

MS 27
SIZE
150 x 150mm
200 x 200mm

MS 28
SIZE
250 x 200mm
375 x 250mm

MS 29
SIZE
150 x 150mm
200 x 200mm

MS 30
SIZE
250 x 200mm
375 x 250mm



MANDATORY SIGNS



	MS 31 SIZE 150 x 150mm 200 x 200mm		MS 32 SIZE 150 x 150mm 200 x 200mm		MS 33 SIZE 250 x 200mm 375 x 250mm		MS 34 SIZE 250 x 200mm 375 x 250mm		MS 35 SIZE 250 x 200mm 375 x 250mm		MS 36 SIZE 250 x 200mm 375 x 250mm
This is a safety helmet area		Eye protection must be worn		Ear protection must be worn in this area		Head protection must be worn		Ear protection must be worn		Keep shut	
	MS 37 SIZE 250 x 200mm 375 x 250mm		MS 38 SIZE 250 x 200mm 375 x 250mm		MS 39 SIZE 250 x 200mm 375 x 250mm		MS 40 SIZE 250 x 200mm 375 x 250mm		MS 41 SIZE 250 x 200mm 375 x 250mm		MS 42 SIZE 250 x 200mm 375 x 250mm
Keep clear		Wear goggles		Wear ear protection		Eye protection must be worn in this area		Eye protection is provided for your safety and must be worn		Wear face shield	
	MS 43 SIZE 250 x 200mm 375 x 250mm		MS 44 SIZE 250 x 200mm 375 x 250mm		MS 45 SIZE 250 x 200mm 375 x 250mm		MS 46 SIZE 250 x 200mm 375 x 250mm		MS 47 SIZE 250 x 200mm 375 x 250mm		MS 48 SIZE 250 x 200mm 375 x 250mm
Face protection must be worn when welding		Face protection must be worn in this area		Guards must be in position before starting		Wear respirator		Wear helmet		Wear gloves	
	MS 49 SIZE 250 x 200mm 375 x 250mm		MS 50 SIZE 250 x 200mm 375 x 250mm		MS 51 SIZE 250 x 200mm 375 x 250mm		MS 52 SIZE 250 x 200mm 375 x 250mm				
Boots must be worn		Wear protective clothing		Wear mask		Now wash your hand		Wear mask			
	MS 53 SIZE 100 x 300mm 150 x 400mm		MS 54 SIZE 100 x 300mm 150 x 400mm		MS 55 SIZE 100 x 300mm 150 x 400mm		MS 56 SIZE 100 x 300mm 150 x 400mm				
Think safety		Protective equipment stored inside		Protective clothing must be worn in this area		Personal protective equipment is provided USE IT !!!					
	MS 57 SIZE 100 x 300mm 150 x 400mm		MS 58 SIZE 100 x 300mm 150 x 400mm		MS 59 SIZE 100 x 300mm 150 x 400mm		MS 60 SIZE 100 x 300mm 150 x 400mm				
This hatch must be kept closed at sea		Oil spill equipment stored inside		This door must be kept closed at sea		Accident must be reported					
EMERGENCY EXIT KEEP CLEAR	MS 61 SIZE 100 x 300mm 150 x 400mm		MS 62 SIZE 100 x 300mm 150 x 400mm								
		Ventilation to be used prior to entry									





WARNING SIGNS



WS 1
SIZE
150 x 150mm
200 x 200mm



WS 2
SIZE
150 x 150mm
200 x 200mm



WS 3
SIZE
150 x 150mm
200 x 200mm



WS 4
SIZE
150 x 150mm
200 x 200mm



WS 5
SIZE
150 x 150mm
200 x 200mm



WS 6
SIZE
150 x 150mm
200 x 200mm



WS 7
SIZE
150 x 150mm
200 x 200mm



WS 8
SIZE
150 x 150mm
200 x 200mm



WS 9
SIZE
150 x 150mm
200 x 200mm



WS 10
SIZE
150 x 150mm
200 x 200mm



WS 11
SIZE
150 x 150mm
200 x 200mm



WS 12
SIZE
150 x 150mm
200 x 200mm



WS 14
SIZE
150 x 150mm
200 x 200mm



WS 14
SIZE
150 x 150mm
200 x 200mm



WS 15
SIZE
250 x 200mm
375 x 250mm

HIGH
temperature



WS 16
SIZE
250 x 200mm
375 x 250mm

SIGNAL
radar



WS 17
SIZE
250 x 200mm
375 x 250mm

DANGER



WS 18
SIZE
250 x 200mm
375 x 250mm

DANGER
UNMANNED
MACHINERY SPACE



WS 19
SIZE
250 x 200mm
375 x 250mm

DANGER
Battery
charging



WS 20
SIZE
250 x 200mm
375 x 250mm

DANGER
Low
Oxygen level



WS 21
SIZE
250 x 200mm
375 x 250mm

DANGER
Moving
machinery



WS 22
SIZE
250 x 200mm
375 x 250mm

DANGER
Beware
of trucks



WS 23
SIZE
250 x 200mm
375 x 250mm

DANGER
Under
maintenance



WS 24
SIZE
250 x 200mm
375 x 250mm

DANGER
Lift well



WS 25
SIZE
250 x 200mm
375 x 250mm

DANGER
Solvents



WS 26
SIZE
250 x 200mm
375 x 250mm

DANGER
Overhead
working



WS 27
SIZE
250 x 200mm
375 x 250mm

DANGER
Dust hazard



WS 28
SIZE
250 x 200mm
375 x 250mm

DANGER
No escape



WS 29
SIZE
250 x 200mm
375 x 250mm

DANGER
Hot



WS 30
SIZE
250 x 200mm
375 x 250mm

DANGER
Asbestos



WS 31
SIZE
250 x 200mm
375 x 250mm

CAUTION
Lift well



WS 32
SIZE
250 x 200mm
375 x 250mm

CAUTION
Out of order



WS 33
SIZE
250 x 200mm
375 x 250mm

Motor starts
and stops
automatically



WS 34
SIZE
250 x 200mm
375 x 250mm

Isolate before
removing
guards



WS 35
SIZE
250 x 200mm
375 x 250mm

Hazardous
Area



WS 36
SIZE
250 x 200mm
375 x 250mm

WARNING
Hazards



WS 37
SIZE
250 x 200mm
375 x 250mm

Mind your
head



WS 38
SIZE
250 x 200mm
375 x 250mm

BEWARE
slip
hazard



WS 39
SIZE
250 x 200mm
375 x 250mm

CAUTION
wet
floor



WS 40
SIZE
250 x 200mm
375 x 250mm

CAUTION
slippery
surface



WS 41
SIZE
250 x 200mm
375 x 250mm

Petroleum
Vapour



WS 42
SIZE
250 x 200mm
375 x 250mm

CAUTION
Explosion
risk



WS 43
SIZE
250 x 200mm
375 x 250mm

Explosive
gases



WS 44
SIZE
250 x 200mm
375 x 250mm

DANGER
Explosive
material



WS 45
SIZE
250 x 200mm
375 x 250mm

Compressed
gases



WS 46
SIZE
250 x 200mm
375 x 250mm

Compressed
oxygen



WS 47
SIZE
250 x 200mm
375 x 250mm

Battery
acid



WS 48
SIZE
250 x 200mm
375 x 250mm

Acid



WS 49
SIZE
250 x 200mm
375 x 250mm

Sulphuric
acid



















































WS 50
SIZE
250 x 200mm
375 x 250mm

Hydrochloric
acid



WARNING SIGNS



 Nitric acid	WS 51 SIZE 250 x 200mm 375 x 250mm	 Caustic	WS 52 SIZE 250 x 200mm 375 x 250mm	 Corrosive substance	WS 53 SIZE 250 x 200mm 375 x 250mm	 Toxic	WS 54 SIZE 250 x 200mm 375 x 250mm	 Toxic fumes	WS 55 SIZE 250 x 200mm 375 x 250mm	 Toxic gases	WS 56 SIZE 250 x 200mm 375 x 250mm
 DANGER Toxic vapours	WS 57 SIZE 250 x 200mm 375 x 250mm	 DANGER chlorine	WS 58 SIZE 250 x 200mm 375 x 250mm	 DANGER High voltage	WS 59 SIZE 250 x 200mm 375 x 250mm	 DANGER Electric shock risk	WS 60 SIZE 250 x 200mm 375 x 250mm	 DANGER 440 volts	WS 61 SIZE 250 x 200mm 375 x 250mm	 DANGER Electrocutation risk	WS 62 SIZE 250 x 200mm 375 x 250mm
 DANGER 240 volts	WS 63 SIZE 250 x 200mm 375 x 250mm	 Highly Flammable gases	WS 64 SIZE 250 x 200mm 375 x 250mm	 DANGER Live wires	WS 65 SIZE 250 x 200mm 375 x 250mm	 CAUTION mind the step	WS 66 SIZE 250 x 200mm 375 x 250mm	 CAUTION Trip hazard	WS 67 SIZE 250 x 200mm 375 x 250mm	 DANGER uneven surface	WS 68 SIZE 250 x 200mm 375 x 250mm
 DANGER Fire risk	WS 69 SIZE 250 x 200mm 375 x 250mm	 Flammable liquid	WS 70 SIZE 250 x 200mm 375 x 250mm	 Highly Flammable gases	WS 71 SIZE 250 x 200mm 375 x 250mm	 DANGER Flammable atmosphere	WS 72 SIZE 250 x 200mm 375 x 250mm	 DANGER L.P.G. flammable	WS 73 SIZE 250 x 200mm 375 x 250mm	 Highly Flammable material	WS 74 SIZE 250 x 200mm 375 x 250mm
 DANGER Low flash point	WS 75 SIZE 250 x 200mm 375 x 250mm	 CAUTION Noise	WS 76 SIZE 250 x 200mm 375 x 250mm	 Radioactive substances	WS 77 SIZE 250 x 200mm 375 x 250mm	 Radioactive materials	WS 78 SIZE 250 x 200mm 375 x 250mm	 CAUTION Radiation risk	WS 79 SIZE 250 x 200mm 375 x 250mm	 Ionizing radiation	WS 80 SIZE 250 x 200mm 375 x 250mm
 Biological hazard	WS 81 SIZE 250 x 200mm 375 x 250mm	 Bio-hazard area	WS 82 SIZE 250 x 200mm 375 x 250mm	 Danger of infection	WS 83 SIZE 250 x 200mm 375 x 250mm	 High risk	WS 84 SIZE 250 x 200mm 375 x 250mm	 HAZARD Group 1	WS 85 SIZE 250 x 200mm 375 x 250mm	 HAZARD Group 2	WS 86 SIZE 250 x 200mm 375 x 250mm
 HAZARD Group 3	WS 87 SIZE 250 x 200mm 375 x 250mm	 DANGER of death	WS 88 SIZE 250 x 200mm 375 x 250mm	 Laser beam	WS 89 SIZE 250 x 200mm 375 x 250mm	 Caution	WS 90 SIZE 250 x 200mm 375 x 250mm	 Non-ionizing radiation	WS 91 SIZE 250 x 200mm 375 x 250mm	 Mind the step	WS 92 SIZE 250 x 200mm 375 x 250mm
 Highly explosive	WS 93 SIZE 250 x 200mm 375 x 250mm	 Men at work	WS 94 SIZE 250 x 200mm 375 x 250mm	 DANGER	WS 95 SIZE 250 x 200mm 375 x 250mm	 DANGER Overhead hazard	WS 96 SIZE 250 x 200mm 375 x 250mm	 DANGER Crane working overhead	WS 97 SIZE 250 x 200mm 375 x 250mm	 DANGER Compressed gas	WS 98 SIZE 250 x 200mm 375 x 250mm





COMBINATION SIGNS

CS 1
SIZE
250 x 200mm
375 x 250mm

When the plant is not in use gas cylinder valves shall be shut

CS 2
SIZE
250 x 200mm
375 x 250mm

Adjust pressure according to the torch in use

CS 3
SIZE
250 x 200mm
375 x 250mm

YOU ARE ENTERING A CO₂ PROTECTED AREA

CS 4
SIZE
250 x 200mm
375 x 250mm

No emptying or charging of vehicles tank

FIRE FLAP

CS 5
SIZE
250 x 300mm
300 x 400mm

CS 6
SIZE
250 x 300mm
300 x 400mm

DO NOT ENTER THE PUMPROOM WITHOUT PERMISSION FROM THE CHIEF OFFICER

GAS UNDER PRESSURE

In case of fire remove cylinders to a safe place

CS 7
SIZE
250 x 300mm
300 x 400mm

DANGER GAS

No fire
No open lights
No smoking

CS 8
SIZE
250 x 300mm
300 x 400mm

DANGER Explosion

IMPORTANT
Close all oxy/acetylene valves after each use

CS 9
SIZE
250 x 300mm
300 x 400mm

DANGER Explosion

In the event of fire remove bottles to safe area

CS 10
SIZE
250 x 300mm
300 x 400mm

CAUTION Battery compartment

No smoking

CS 11
SIZE
250 x 300mm
300 x 400mm

Beware vehicle fumes

Ventilation to be used at all times during cargo operations

CS 12
SIZE
250 x 300mm
300 x 400mm

Petroleum spirit highly inflammable

No smoking

No naked lights

CS 13
SIZE
250 x 300mm
300 x 400mm

OXYGEN

CS 14
SIZE
100 x 300mm
150 x 400mm

OPEN SLOWLY

CS 15
SIZE
100 x 300mm
150 x 400mm

WARNING
The crude oil washing lines on this vessels may contain crude oil.

No valves to be opened or work performed without permission of Chief Officer

CS 16
SIZE
250 x 500mm

CAUTION!
Do NOT enter unless CO₂ system is locked off
When alarm sounds evacuate hazard area
After CO₂ discharge do not re-enter until thoroughly ventilated

CS 17
SIZE
200 x 200mm
400 x 400mm

Switch off mobile phones, pagers, cameras etc.

CS 18
SIZE
250 x 500mm

No eating, drinking or smoking in this area

CS 19
SIZE
250 x 500mm

In case of fire

DO NOT use lift

Use the stairs

CS 20
SIZE
200 x 200mm
400 x 400mm



No eating in this area

No drinking in this area

CS 21
SIZE
150 x 250mm

Danger Hazardous area

Do not enter

CS 22
SIZE
250 x 300mm
300 x 400mm

Do not throw garbage overboard

Use bins provided

CS 23
SIZE
250 x 300mm
300 x 400mm

Danger Explosion risk

In the event of fire remove bottles to safe area

CS 24
SIZE
250 x 300mm
300 x 400mm

Warning Gas under pressure

In case of fire remove cylinders to a safe place

CS 25
SIZE
250 x 300mm
300 x 400mm

Beware vehicle fumes

Ventilation to be used at all times during cargo operations

CS 26
SIZE
250 x 300mm
300 x 400mm

Danger Asbestos

Do not disturb

CS 27
SIZE
250 x 300mm
300 x 400mm

Danger

Keep out

CS 28
SIZE
250 x 300mm
300 x 400mm

Danger Gas

No fire
No open lights
No smoking

CS 29
SIZE
250 x 300mm
300 x 400mm

No smoking


No naked lights

CS 30
SIZE
250 x 300mm
300 x 400mm

Warning
The crude oil washing lines on this vessel may contain crude oil.

No valves to be opened or work to be performed without the permission of the Chief Officer

CS 31
SIZE
250 x 300mm
300 x 400mm



CS 32
SIZE
300 x 100mm
400 x 150mm

Use for Electrical and Flammable Liquids Fires

DO NOT USE ON Flammable Metal Fires

CS 33
SIZE
300 x 100mm
400 x 150mm

Use for all Risks Flammable Liquids and Gases

DO NOT USE ON Flammable Metal Fires

CS 34
SIZE
300 x 100mm
400 x 150mm

Use on wood, paper and textiles.

NOT FOR Electrical or Flammable Metal Fires

CS 35
SIZE
300 x 100mm
400 x 150mm

Use on wood, paper, textiles and flammable liquids.

NOT FOR Flammable Metal Fires

Danger

When the plant is not in use gas cylinder valves shall be shut

No fire
No open lights
No smoking

Fire extinguisher

First aid

CS 36
SIZE
600 x 300mm
800 x 400mm

CS 32
SIZE
300 x 100mm
400 x 150mm

Use for Electrical and Flammable Liquids Fires

DO NOT USE ON Flammable Metal Fires

COMBINATION SIGNS



 Danger Confined space Do not enter without a permit to work	CS 37 SIZE 250 x 300mm 300 x 400mm	 Danger Petroleum spirit highly inflammable No smoking No naked lights	CS 38 SIZE 250 x 300mm 300 x 400mm	 Danger Steep ladders Descend backwards use both hand rails	CS 39 SIZE 250 x 300mm 300 x 400mm	 Danger confined space Do not enter without a permit to work	CS 40 SIZE 250 x 300mm 300 x 400mm
---	--	--	--	--	--	---	--

Security Notice Permit to board required. Visitors must report to the security officer on arrival at reception. Propane and personal electronic items are not permitted. No weapons, incendiary devices and explosives. All mobile phones, pagers and other electronic equipment must be switched off or used in specified locations. No photography.	CS 41 SIZE 600 x 300mm 800 x 400mm	 Warning Dangerous cargo No visitors No smoking No naked lights Mobile phones, pagers, pagers, other electronic equipment must only be switched on and used in specified locations. International alarm connection is installed.	CS 42 SIZE 600 x 300mm 800 x 400mm	 Caution Break glass in emergency No smoking Do not use unless guards are in position	CS 43 SIZE 600 x 300mm 800 x 400mm
--	--	---	--	--	--



GENERAL SIGNS

Reserved	GS 1 SIZE 100 x 300mm 150 x 400mm	Staff Toilet	GS 2 SIZE 100 x 300mm 150 x 400mm	HUB Room	GS 3 SIZE 100 x 300mm 150 x 400mm	Office	GS 4 SIZE 100 x 300mm 150 x 400mm
Toilets	GS 5 SIZE 100 x 300mm 150 x 400mm	Enquiries	GS 6 SIZE 100 x 300mm 150 x 400mm	AC Room	GS 7 SIZE 100 x 300mm 150 x 400mm	Ladies	GS 8 SIZE 100 x 300mm 150 x 400mm
Gentlemen	GS 9 SIZE 100 x 300mm 150 x 400mm	Telephone	GS 10 SIZE 100 x 300mm 150 x 400mm	A.H.U. Room	GS 11 SIZE 100 x 300mm 150 x 400mm	Pantry	GS 12 SIZE 100 x 300mm 150 x 400mm
Conference Room	GS 13 SIZE 100 x 300mm 150 x 400mm	Meeting Room	GS 14 SIZE 100 x 300mm 150 x 400mm	Pump Room	GS 15 SIZE 100 x 300mm 150 x 400mm	UPS Room	GS 16 SIZE 100 x 300mm 150 x 400mm
Server Room	GS 17 SIZE 100 x 300mm 150 x 400mm	Stores	GS 18 SIZE 100 x 300mm 150 x 400mm	Reception	GS 19 SIZE 100 x 300mm 150 x 400mm	Administration Office	GS 20 SIZE 100 x 300mm 150 x 400mm
Basement	GS 21 SIZE 100 x 300mm 150 x 400mm	Electrical Room	GS 22 SIZE 100 x 300mm 150 x 400mm	Use Handrall	GS 23 SIZE 100 x 300mm 150 x 400mm	Lower Basement	GS 24 SIZE 100 x 300mm 150 x 400mm
Upper Basement	GS 25 SIZE 100 x 300mm 150 x 400mm	Mezzanine Floor	GS 26 SIZE 100 x 300mm 150 x 400mm	Ground Floor	GS 27 SIZE 100 x 300mm 150 x 400mm	1st Floor	GS 28 SIZE 100 x 300mm 150 x 400mm
2nd Floor	GS 29 SIZE 100 x 300mm 150 x 400mm	3rd Floor	GS 30 SIZE 100 x 300mm 150 x 400mm	4th Floor	GS 31 SIZE 100 x 300mm 150 x 400mm	5th Floor	GS 32 SIZE 100 x 300mm 150 x 400mm
6th Floor	GS 33 SIZE 100 x 300mm 150 x 400mm	7th Floor	GS 34 SIZE 100 x 300mm 150 x 400mm	8th Floor	GS 35 SIZE 100 x 300mm 150 x 400mm	9th Floor	GS 36 SIZE 100 x 300mm 150 x 400mm





GENERAL SIGNS

10th Floor	GS 37 SIZE 100 x 300mm 150 x 400mm	11th Floor	GS 38 SIZE 100 x 300mm 150 x 400mm	12th Floor	GS 39 SIZE 100 x 300mm 150 x 400mm	13th Floor	GS 40 SIZE 100 x 300mm 150 x 400mm		
14th Floor	GS 41 SIZE 100 x 300mm 150 x 400mm	15th Floor	GS 42 SIZE 100 x 300mm 150 x 400mm	Please close this door	GS 46 SIZE 200 x 200mm 400 x 400mm		GS 47 SIZE 200 x 200mm 400 x 400mm		GS 48 SIZE 200 x 200mm 400 x 400mm
	GS 43 SIZE 200 x 200mm 400 x 400mm		GS 44 SIZE 200 x 200mm 400 x 400mm		GS 45 SIZE 200 x 200mm 400 x 400mm		GS 49 SIZE 200 x 200mm 400 x 400mm		GS 50 SIZE 200 x 200mm 400 x 400mm




































DECK & ENGINE ROOM SIGNS

	Persons entering this area must comply with safety regulations	DE 1 SIZE 100 x 300mm 150 x 400mm		Accidents must be reported	DE 2 SIZE 100 x 300mm 150 x 400mm		Ventilation to be used prior to entry	DE 3 SIZE 100 x 300mm 150 x 400mm		No fire loop to be isolated without the knowledge of the watch officer. No fire loop to be kept isolated for longer than the period required.	Signed _____ Master	DE 4 SIZE 100 x 300mm 150 x 400mm			
	No workwear beyond this point	DE 5 SIZE 100 x 300mm 150 x 400mm		No smoking	DE 6 SIZE 100 x 300mm 150 x 400mm		No hot work	DE 7 SIZE 100 x 300mm 150 x 400mm		Do not watch the arc	DE 8 SIZE 100 x 300mm 150 x 400mm				
	Do not enter the pumproom	DE 9 SIZE 100 x 300mm 150 x 400mm		NO ENTRY except authorized personnel, and unless ventilation has been in use for at least 15 minutes prior entry	DE 10 SIZE 100 x 300mm 150 x 400mm		Oxygen	DE 11 SIZE 100 x 300mm 150 x 400mm		Acetylene	DE 12 SIZE 100 x 300mm 150 x 400mm				
	Warning Radio antennas to be earthen during cargo operations	DE 13 SIZE 100 x 300mm 150 x 400mm		Drinking water	DE 14 SIZE 100 x 300mm 150 x 400mm		Smoking area	DE 15 SIZE 100 x 300mm 150 x 400mm		Pollution control equipment	DE 16 SIZE 100 x 300mm 150 x 400mm				
	Danger You are entering a CO ₂ protected area	DE 17 SIZE 250 x 200mm 375 x 250mm		Warning open slowly	DE 18 SIZE 250 x 200mm 375 x 250mm		CO₂ Protected area On hearing alarm vacate space immediately	DE 19 SIZE 250 x 200mm 375 x 250mm		CO₂ Protected area On hearing alarm vacate space immediately	DE 20 SIZE 250 x 200mm 375 x 250mm		Danger confined space Do not enter without a permit to work	DE 21 SIZE 250 x 300mm 300 x 400mm	
	Danger Vehicle fumes	DE 22 SIZE 250 x 300mm 300 x 400mm		Danger Steep ladders	DE 23 SIZE 250 x 300mm 300 x 400mm		Descend backwards use both hand rails	DE 24 SIZE 250 x 300mm 300 x 400mm	All visitors please report to Reception						
All visitors must report to the ships Security Office				DE 25 SIZE 250 x 300mm 300 x 400mm	RESTRICTED AREA AUTHORISED PERSONNEL ONLY				DE 26 SIZE 250 x 300mm 300 x 400mm		CCTV in operation	DE 27 SIZE 250 x 300mm 300 x 400mm	SAFE OPERATION CARGO SURVEYORS & TERMINAL REPRESENTATIVES shall be guided by vessel's staff before commencement of any operation, such as: Sampling Gauging Hose connection Tank entry Opening of any cargo hatches, ullage-opening etc. Any surveyors or terminal representatives failing to comply with this instruction will be requested to leave the vessel immediately		DE 28 SIZE 250 x 300mm 300 x 400mm



AQUA SAFETY SIGNS



 No diving	AS 01 SIZE 250 x 200mm 375 x 250mm	 No swimming	AS 02 SIZE 250 x 200mm 375 x 250mm	 No rowing	AS 03 SIZE 250 x 200mm 375 x 250mm	 No windsurfing	AS 04 SIZE 250 x 200mm 375 x 250mm	 No inflatables	AS 05 SIZE 250 x 200mm 375 x 250mm	 No sub-aqua equipment	AS 06 SIZE 250 x 200mm 375 x 250mm
 No personal water craft	AS 07 SIZE 250 x 200mm 375 x 250mm	 No fishing	AS 08 SIZE 250 x 200mm 375 x 250mm	 No water skiing	AS 09 SIZE 250 x 200mm 375 x 250mm	 No motorised craft	AS 10 SIZE 250 x 200mm 375 x 250mm	 No snorkelling	AS 11 SIZE 250 x 200mm 375 x 250mm	 No sailing	AS 12 SIZE 250 x 200mm 375 x 250mm
 No outdoor footwear	AS 13 SIZE 250 x 200mm 375 x 250mm	 No running	AS 14 SIZE 250 x 200mm 375 x 250mm	 No surfing	AS 15 SIZE 250 x 200mm 375 x 250mm	 No diving depth 1.5 m	AS 16 SIZE 250 x 200mm 375 x 250mm	 No drinking or eating	AS 17 SIZE 250 x 200mm 375 x 250mm	 Danger Motorised craft	AS 18 SIZE 250 x 200mm 375 x 250mm
 Warning Surfboard area	AS 19 SIZE 250 x 200mm 375 x 250mm	 Warning Windsurfing area	AS 20 SIZE 250 x 200mm 375 x 250mm	 Danger Strong current	AS 21 SIZE 250 x 200mm 375 x 250mm	 Caution Diving area	AS 22 SIZE 250 x 200mm 375 x 250mm	 Caution Slipway	AS 23 SIZE 250 x 200mm 375 x 250mm	 Danger Water skiing area	AS 24 SIZE 250 x 200mm 375 x 250mm
 Warning Shallow water	AS 25 SIZE 250 x 200mm 375 x 250mm	 Warning Sudden drop	AS 26 SIZE 250 x 200mm 375 x 250mm	 Warning Rowing area	AS 27 SIZE 250 x 200mm 375 x 250mm	 Danger Deep water	AS 28 SIZE 250 x 200mm 375 x 250mm	 Danger Thin ice	AS 29 SIZE 250 x 200mm 375 x 250mm	 Warning Sailing area	AS 30 SIZE 250 x 200mm 375 x 250mm
 CAUTION slippery surface	AS 31 SIZE 250 x 200mm 375 x 250mm	 Fishing area	AS 32 SIZE 250 x 200mm 375 x 250mm	 Swimming area	AS 33 SIZE 250 x 200mm 375 x 250mm	 Sub - aqua area	AS 34 SIZE 250 x 200mm 375 x 250mm	 Snorkeling area	AS 35 SIZE 250 x 200mm 375 x 250mm	 Life jackets to be worn	AS 36 SIZE 250 x 200mm 375 x 250mm





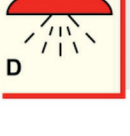

IMO SAFETY SIGNS

	IS 01 SIZE 150 x 150mm 200 x 200mm		IS 02 SIZE 150 x 150mm 200 x 200mm		IS 03 SIZE 150 x 150mm 200 x 200mm		IS 04 SIZE 150 x 150mm 200 x 200mm		IS 05 SIZE 150 x 150mm 200 x 200mm		IS 06 SIZE 150 x 150mm 200 x 200mm
	IS 07 SIZE 150 x 150mm 200 x 200mm		IS 08 SIZE 150 x 150mm 200 x 200mm		IS 09 SIZE 150 x 150mm 200 x 200mm		IS 10 SIZE 150 x 150mm 200 x 200mm		IS 11 SIZE 150 x 150mm 200 x 200mm		IS 12 SIZE 150 x 150mm 200 x 200mm
	IS 13 SIZE 150 x 150mm 200 x 200mm		IS 14 SIZE 150 x 150mm 200 x 200mm		IS 15 SIZE 150 x 150mm 200 x 200mm		IS 16 SIZE 150 x 150mm 200 x 200mm		IS 17 SIZE 150 x 150mm 200 x 200mm		IS 18 SIZE 150 x 150mm 200 x 200mm
	IS 19 SIZE 150 x 150mm 200 x 200mm		IS 20 SIZE 150 x 150mm 200 x 200mm	1	IS 21 SIZE 150 x 150mm 200 x 200mm		IS 22 SIZE 150 x 150mm 200 x 200mm		IS 23 SIZE 150 x 150mm 200 x 200mm		IS 24 SIZE 150 x 150mm 200 x 200mm
	IS 25 SIZE 150 x 150mm 200 x 200mm	2	IS 26 SIZE 150 x 150mm 200 x 200mm	3	IS 27 SIZE 150 x 150mm 200 x 200mm	4	IS 28 SIZE 150 x 150mm 200 x 200mm	5	IS 29 SIZE 150 x 150mm 200 x 200mm	6	IS 30 SIZE 150 x 150mm 200 x 200mm
7	IS 31 SIZE 150 x 150mm 200 x 200mm	8	IS 32 SIZE 150 x 150mm 200 x 200mm	9	IS 33 SIZE 150 x 150mm 200 x 200mm	0	IS 34 SIZE 150 x 150mm 200 x 200mm	A	IS 35 SIZE 150 x 150mm 200 x 200mm	B	IS 36 SIZE 150 x 150mm 200 x 200mm
C	IS 37 SIZE 150 x 150mm 200 x 200mm	D	IS 38 SIZE 150 x 150mm 200 x 200mm	E	IS 39 SIZE 150 x 150mm 200 x 200mm	F	IS 40 SIZE 150 x 150mm 200 x 200mm	G	IS 41 SIZE 150 x 150mm 200 x 200mm		IS 42 SIZE 150 x 150mm 200 x 200mm
	IS 43 SIZE 150 x 150mm 200 x 200mm		IS 44 SIZE 150 x 150mm 200 x 200mm		IS 45 SIZE 150 x 150mm 200 x 200mm		IS 46 SIZE 150 x 150mm 200 x 200mm		IS 47 SIZE 150 x 150mm 200 x 200mm		IS 48 SIZE 150 x 150mm 200 x 200mm
	IS 49 SIZE 150 x 150mm 200 x 200mm		IS 50 SIZE 150 x 150mm 200 x 200mm		IS 51 SIZE 150 x 150mm 200 x 200mm		IS 52 SIZE 150 x 150mm 200 x 200mm		IS 53 SIZE 150 x 150mm 200 x 200mm		IS 54 SIZE 150 x 150mm 200 x 200mm
	IS 55 SIZE 150 x 150mm 200 x 200mm										





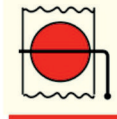






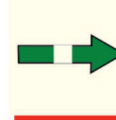


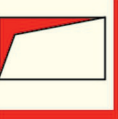
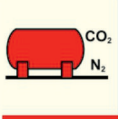












IMO FIRE CONTROL SIGNS



	IF 01 SIZE 150 x 150mm 200 x 200mm		IF 02 SIZE 150 x 150mm 200 x 200mm		IF 03 SIZE 150 x 150mm 200 x 200mm		IF 04 SIZE 150 x 150mm 200 x 200mm		IF 05 SIZE 150 x 150mm 200 x 200mm		IF 06 SIZE 150 x 150mm 200 x 200mm
	IF 07 SIZE 150 x 150mm 200 x 200mm		IF 08 SIZE 150 x 150mm 200 x 200mm		IF 09 SIZE 150 x 150mm 200 x 200mm		IF 10 SIZE 150 x 150mm 200 x 200mm		IF 11 SIZE 150 x 150mm 200 x 200mm		IF 12 SIZE 150 x 150mm 200 x 200mm
	IF 13 SIZE 150 x 150mm 200 x 200mm		IF 14 SIZE 150 x 150mm 200 x 200mm		IF 15 SIZE 150 x 150mm 200 x 200mm		IF 16 SIZE 150 x 150mm 200 x 200mm		IF 17 SIZE 150 x 150mm 200 x 200mm		IF 18 SIZE 150 x 150mm 200 x 200mm
	IF 19 SIZE 150 x 150mm 200 x 200mm		IF 20 SIZE 150 x 150mm 200 x 200mm		IF 21 SIZE 150 x 150mm 200 x 200mm		IF 22 SIZE 150 x 150mm 200 x 200mm		IF 23 SIZE 150 x 150mm 200 x 200mm		IF 24 SIZE 150 x 150mm 200 x 200mm
	IF 25 SIZE 150 x 150mm 200 x 200mm		IF 26 SIZE 150 x 150mm 200 x 200mm		IF 27 SIZE 150 x 150mm 200 x 200mm		IF 28 SIZE 150 x 150mm 200 x 200mm		IF 29 SIZE 150 x 150mm 200 x 200mm		IF 30 SIZE 150 x 150mm 200 x 200mm
	IF 31 SIZE 150 x 150mm 200 x 200mm		IF 32 SIZE 150 x 150mm 200 x 200mm		IF 33 SIZE 150 x 150mm 200 x 200mm		IF 34 SIZE 150 x 150mm 200 x 200mm		IF 35 SIZE 150 x 150mm 200 x 200mm		IF 36 SIZE 150 x 150mm 200 x 200mm
	IF 37 SIZE 150 x 150mm 200 x 200mm		IF 38 SIZE 150 x 150mm 200 x 200mm		IF 39 SIZE 150 x 150mm 200 x 200mm		IF 40 SIZE 150 x 150mm 200 x 200mm		IF 41 SIZE 150 x 150mm 200 x 200mm		IF 42 SIZE 150 x 150mm 200 x 200mm
	IF 43 SIZE 150 x 150mm 200 x 200mm		IF 44 SIZE 150 x 150mm 200 x 200mm		IF 45 SIZE 150 x 150mm 200 x 200mm		IF 46 SIZE 150 x 150mm 200 x 200mm		IF 47 SIZE 150 x 150mm 200 x 200mm		IF 48 SIZE 150 x 150mm 200 x 200mm
	IF 49 SIZE 150 x 150mm 200 x 200mm		IF 50 SIZE 150 x 150mm 200 x 200mm		IF 51 SIZE 150 x 150mm 200 x 200mm		IF 52 SIZE 150 x 150mm 200 x 200mm		IF 53 SIZE 150 x 150mm 200 x 200mm		IF 54 SIZE 150 x 150mm 200 x 200mm
	IF 55 SIZE 150 x 150mm 200 x 200mm		IF 56 SIZE 150 x 150mm 200 x 200mm		IF 57 SIZE 150 x 150mm 200 x 200mm		IF 58 SIZE 150 x 150mm 200 x 200mm		IF 59 SIZE 150 x 150mm 200 x 200mm		IF 60 SIZE 150 x 150mm 200 x 200mm

























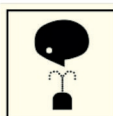

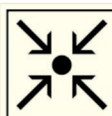

IMO FIRE CONTROL SIGNS

	IF 61 SIZE 150 x 150mm 200 x 200mm		IF 62 SIZE 150 x 150mm 200 x 200mm		IF 63 SIZE 150 x 150mm 200 x 200mm		IF 64 SIZE 150 x 150mm 200 x 200mm		IF 65 SIZE 150 x 150mm 200 x 200mm		IF 66 SIZE 150 x 150mm 200 x 200mm
	IF 67 SIZE 150 x 150mm 200 x 200mm		IF 68 SIZE 150 x 150mm 200 x 200mm		IF 69 SIZE 150 x 150mm 200 x 200mm		IF 70 SIZE 150 x 150mm 200 x 200mm		IF 71 SIZE 150 x 150mm 200 x 200mm		IF 72 SIZE 150 x 150mm 200 x 200mm
	IF 73 SIZE 150 x 150mm 200 x 200mm		IF 74 SIZE 150 x 150mm 200 x 200mm		IF 75 SIZE 150 x 150mm 200 x 200mm		IF 76 SIZE 150 x 150mm 200 x 200mm		IF 77 SIZE 150 x 150mm 200 x 200mm		IF 78 SIZE 150 x 150mm 200 x 200mm
	IF 79 SIZE 150 x 150mm 200 x 200mm		IF 80 SIZE 150 x 150mm 200 x 200mm		IF 81 SIZE 150 x 150mm 200 x 200mm		IF 82 SIZE 150 x 150mm 200 x 200mm		IF 83 SIZE 150 x 150mm 200 x 200mm		IF 84 SIZE 150 x 150mm 200 x 200mm
	IF 85 SIZE 150 x 150mm 200 x 200mm		IF 86 SIZE 150 x 150mm 200 x 200mm								



PASSENGER VESSEL & TERMINAL



	PV 01 SIZE 150 x 150mm 200 x 200mm		PV 02 SIZE 150 x 150mm 200 x 200mm		PV 03 SIZE 150 x 150mm 200 x 200mm		PV 04 SIZE 150 x 150mm 200 x 200mm		PV 01 SIZE 150 x 150mm 200 x 200mm		PV 06 SIZE 150 x 150mm 200 x 200mm
	PV 07 SIZE 150 x 150mm 200 x 200mm		PV 08 SIZE 150 x 150mm 200 x 200mm		PV 09 SIZE 150 x 150mm 200 x 200mm		PV 10 SIZE 150 x 150mm 200 x 200mm		PV 11 SIZE 150 x 150mm 200 x 200mm		PV 12 SIZE 150 x 150mm 200 x 200mm
	PV 13 SIZE 150 x 150mm 200 x 200mm		PV 14 SIZE 150 x 150mm 200 x 200mm		PV 15 SIZE 150 x 150mm 200 x 200mm		PV 16 SIZE 150 x 150mm 200 x 200mm		PV 17 SIZE 150 x 150mm 200 x 200mm		PV 18 SIZE 150 x 150mm 200 x 200mm
	PV 19 SIZE 150 x 150mm 200 x 200mm		PV 20 SIZE 150 x 150mm 200 x 200mm		PV 21 SIZE 150 x 150mm 200 x 200mm		PV 22 SIZE 150 x 150mm 200 x 200mm		PV 23 SIZE 150 x 150mm 200 x 200mm		PV 24 SIZE 150 x 150mm 200 x 200mm
	PV 25 SIZE 150 x 150mm 200 x 200mm		PV 26 SIZE 150 x 150mm 200 x 200mm		PV 27 SIZE 150 x 150mm 200 x 200mm		PV 28 SIZE 150 x 150mm 200 x 200mm		PV 29 SIZE 150 x 150mm 200 x 200mm		PV 30 SIZE 150 x 150mm 200 x 200mm
	PV 31 SIZE 150 x 150mm 200 x 200mm		PV 32 SIZE 150 x 150mm 200 x 200mm		PV 33 SIZE 150 x 150mm 200 x 200mm		PV 34 SIZE 150 x 150mm 200 x 200mm		PV 35 SIZE 150 x 150mm 200 x 200mm		PV 36 SIZE 150 x 150mm 200 x 200mm
	PV 37 SIZE 150 x 150mm 200 x 200mm		PV 38 SIZE 150 x 150mm 200 x 200mm		PV 39 SIZE 150 x 150mm 200 x 200mm		PV 40 SIZE 150 x 150mm 200 x 200mm		PV 41 SIZE 150 x 150mm 200 x 200mm		PV 42 SIZE 150 x 150mm 200 x 200mm
	PV 43 SIZE 150 x 150mm 200 x 200mm		PV 44 SIZE 150 x 150mm 200 x 200mm		PV 45 SIZE 150 x 150mm 200 x 200mm		PV 46 SIZE 150 x 150mm 200 x 200mm		PV 47 SIZE 150 x 150mm 200 x 200mm		PV 48 SIZE 150 x 150mm 200 x 200mm
	PV 49 SIZE 150 x 150mm 200 x 200mm										





DOTS (ROUTE MARKERS)



DTS 01
SIZE
60 mm dia
80 mm dia



DTS 02
SIZE
60 mm dia
80 mm dia



DTS 03
SIZE
60 mm dia
80 mm dia



DTS 04
SIZE
60 mm dia
80 mm dia



DTS 05
SIZE
60 mm dia
80 mm dia



DTS 06
SIZE
60 mm dia
80 mm dia



DTS 07
SIZE
60 mm dia
80 mm dia



DTS 08
SIZE
60 mm dia
80 mm dia



DTS 09
SIZE
60 mm dia
80 mm dia



DTS 10
SIZE
60 mm dia
80 mm dia



DTS 11
SIZE
60 mm dia
80 mm dia



DTS 12
SIZE
60 mm dia
80 mm dia



DTS 13
SIZE
60 mm dia
80 mm dia



DTS 14
SIZE
60 mm dia
80 mm dia



DTS 15
SIZE
60 mm dia
80 mm dia



DTS 16
SIZE
60 mm dia
80 mm dia



DTS 17
SIZE
60 mm dia
80 mm dia



DTS 18
SIZE
60 mm dia
80 mm dia



DTS 19
SIZE
60 mm dia
80 mm dia



DTS 20
SIZE
60 mm dia
80 mm dia



DTS 21
SIZE
60 mm dia
80 mm dia



DTS 22
SIZE
60 mm dia
80 mm dia



DTS 23
SIZE
60 mm dia
80 mm dia



DTS 24
SIZE
60 mm dia
80 mm dia



DTS 25
SIZE
60 mm dia
80 mm dia



DTS 26
SIZE
60 mm dia
80 mm dia



DTS 27
SIZE
60 mm dia
80 mm dia



DTS 28
SIZE
60 mm dia
80 mm dia



DTS 29
SIZE
60 mm dia
80 mm dia



DTS 30
SIZE
60 mm dia
80 mm dia



DTS 31
SIZE
60 mm dia
80 mm dia



DTS 32
SIZE
60 mm dia
80 mm dia



DTS 33
SIZE
60 mm dia
80 mm dia



DTS 34
SIZE
60 mm dia
80 mm dia



DTS 35
SIZE
60 mm dia
80 mm dia



DTS 36
SIZE
60 mm dia
80 mm dia



DTS 37
SIZE
60 mm dia
80 mm dia



DTS 38
SIZE
60 mm dia
80 mm dia



DTS 39
SIZE
60 mm dia
80 mm dia



DTS 40
SIZE
60 mm dia
80 mm dia



DTS 41
SIZE
60 mm dia
80 mm dia



DTS 42
SIZE
60 mm dia
80 mm dia



DTS 43
SIZE
60 mm dia
80 mm dia



DTS 44
SIZE
60 mm dia
80 mm dia



DTS 45
SIZE
60 mm dia
80 mm dia



DTS 46
SIZE
60 mm dia
80 mm dia



DTS 47
SIZE
60 mm dia
80 mm dia



DTS 48
SIZE
60 mm dia
80 mm dia



DTS 49
SIZE
60 mm dia
80 mm dia



DTS 50
SIZE
60 mm dia
80 mm dia



DTS 51
SIZE
60 mm dia
80 mm dia



DTS 52
SIZE
60 mm dia
80 mm dia



DTS 53
SIZE
60 mm dia
80 mm dia



DTS 54
SIZE
60 mm dia
80 mm dia



DTS 55
SIZE
60 mm dia
80 mm dia



DTS 56
SIZE
60 mm dia
80 mm dia



DTS 57
SIZE
60 mm dia
80 mm dia



DTS 58
SIZE
60 mm dia
80 mm dia



DTS 59
SIZE
60 mm dia
80 mm dia



DTS 60
SIZE
60 mm dia
80 mm dia



DTS 61
SIZE
60 mm dia
80 mm dia



















DTS 62
SIZE
60 mm dia
80 mm dia



TAPES



 <p>T 1 SIZE 40 mm x 10mtr.</p>	<p>VINYL TAPE</p> <ul style="list-style-type: none"> ▶ Emergency equipment marking ▶ Handrail Identification ▶ Stair Identification 	 <p>T 9 SIZE 40 mm x 10mtr.</p>	<p>BLACK DIAGONAL TAPE</p> <ul style="list-style-type: none"> ▶ Danger zone marking ▶ Obstacle Marking
 <p>T 2 SIZE 80 mm x 10mtr.</p>		 <p>T 10 SIZE 80 mm x 10mtr.</p>	
 <p>T 3 SIZE 40 mm x 10mtr.</p>	<p>WAY FINDING TAPE</p> <ul style="list-style-type: none"> ▶ Direction route marking ▶ Way finding, supplied with left right handed to allow tape to indicate either direction 	 <p>T 11 SIZE 40 mm x 10mtr.</p>	<p>RED DIAGONAL TAPE</p> <ul style="list-style-type: none"> ▶ Highlighting fire fighting equipments ▶ Hazard marking
 <p>T 4 SIZE 80 mm x 10mtr.</p>		 <p>T 12 SIZE 80 mm x 10mtr.</p>	
 <p>T 5 SIZE 40 mm x 10mtr.</p>	<p>ARROW TAPE</p> <ul style="list-style-type: none"> ▶ Way finding ▶ Escape direction 	 <p>T 13 SIZE 40 mm x 10mtr.</p>	<p>ARROW TAPE</p> <ul style="list-style-type: none"> ▶ Way finding ▶ Escape direction
 <p>T 6 SIZE 80 mm x 10mtr.</p>		 <p>T 14 SIZE 80 mm x 10mtr.</p>	
 <p>T 7 SIZE 40 mm x 10mtr.</p>	<p>GREEN DIAGONAL TAPE</p> <ul style="list-style-type: none"> ▶ Marking safe areas ▶ Exit door highlighting ▶ Escape identification 	 <p>T 15 SIZE 40 mm x 10mtr.</p>	<p>WAY FINDING TAPE</p> <ul style="list-style-type: none"> ▶ Direction route marking ▶ Way finding, supplied with left right handed to allow tape to indicate either direction
 <p>T 8 SIZE 80 mm x 10mtr.</p>		 <p>T 16 SIZE 80 mm x 10mtr.</p>	

ANTI-SKID TAPES



A science dedicated to helping you reduce the risk of slips, trips and falls.

In the tortuous world of slips, trips and falls, 3M™ Safety-Walk™ Slip-Resistant Tapes and Treads stand tall as an effective prevention aid. These mineral and non-mineral coated products of 3M science are offered in many sizes, colors and textures, along with multi-color, printed and luminescent choices. All designed to help you avoid injuries, reduce costs and maintain your good standing.



EMERGENCY ESCAPE ROUTE PLAN

