

PRECAUTIONS BEFORE FIRE

- Don't allow to Smoke in premises
- Switch off the main electric supply of the House / Factory before closing the premise.
- Do not allowed to the children play with matches / fire cracker
- Close the main valve of LPG cylinder before going out
- Not to be electric switch **OFF/ON** in case of **LPG/PNG** leakage
- Open all Doors/Window when Gas is leakage
- Not to connect more connections in one plug
- Put off the any lighted weaker lamp/before locked the house

PRECAUTIONS IN THE TIME OF FIRE

- Not to be panic
- Try to findout seat of fire
- Call the Fire Brigade on TEL. No.: 101
- Try to Control Extinguish the fire
- Use Fire Extinguisher / Fire Bucket
- Switch off the main electric switch
- Not to use lift for going **UP/DOWN**
- Use only Staircase for going **UP/DOWN**
- From Smoky area go out by crawling
- If your clothes are on fire stop, drop & roll
- Quickly Cool any burns with water & seek medical attention.

आग लगने से पहले बरतने की सावधानियाँ ।

- धूम्रपान निषेध ।
- घर, फैक्टरी, दुकान बंद करने से पहले इलेक्ट्रीक का मेन स्विच बंद करे ।
- बच्चों को माचिस या फटाकों के साथ खेलने न दें ।
- बाहर जानेसे पहले, **LPG** सिलिंडर का मेन वॉल्व बंद करें ।
- **LPG/PNG** लिकेज होने के बाद इलेक्ट्रीक स्वीच बंद या चालू ना करें ।
- गैस लिकेज होने के बाद दरवाजे, खिड़कीयाँ खुली रख दें ।
- एक प्लग में ज्यादा कनेक्शन न डालें ।
- घरको ताला लगाने से पहले किसी भी प्रकारका जलता दिया बुझा है कि नहीं देखा ले ।

आग लगने के समय मे बरतने की सावधानियाँ ।

- भयभीत नही होना चाहिए ।
- आग की जगह खींचिए ।
- फायर ब्रिगेड को शीघ्र ही 909 नंबर पे संपर्क करें ।
- आग की कानु में लाने की कोशिश करे ।
- फायर एक्सटिंग्विशर / फायर बकेट का इस्तेमाल करें ।
- मेन इलेक्ट्रीक स्वीच बंद करे ।
- निचे उतरने के लिए लिफ्ट का उपयोग ना करें ।
- निचे अथवा ऊपर जाने के लिए सिढीयाँ का प्रयोग करें ।
- धुवे से बाहर रेंगते (क्रावलिंग करते) हुए जाओ ।
- वही किसी इन्सान के कपडे की आग लग जाए ती उसे जमीन पर लीटा दे / या उसे जाड़े कपडे से लपेटे ।
- जले बदन पर पानी छालकर बदन को तुरंत धोख करें ।

Following Points will be included In the Demonstration of fire

- Suppose Cause of fire in the Building premises.
- Building is fire protected with fire fighting installation / Alarm System.
- How to operate Existing fire fighting System.
- Use & operation of portable fire Extinguisher.
- Demonstration of Live Fire Fighting.



MEANING OF FIRE :
F = Find
I = Inform
R = Restrict
E = Extinguish

SPECIALIST IN

- Manufacturer of Fire Extinguisher
- Fixed fire fighting Installation
- Alarm System
- Detection System
- Providing fire safety in events / Exhibition
- Basic fire fighting training to the staff
- Conducting Moc - Drill / in your premises.
- Supply of well train fire marshals
- Consultancy in fire prevention / Licensing.
- Home Safety & Car Safety Product
- We Also Undertake Annual Maintenance Contract (AMC)

OUR PRODUCTS



Fire Extinguisher



Sprinkler




Hydrant Valve



No smoking premises


Safety Sign




Fire Aid Reel



Fire Alarm System



Fire Moduler



Safety Helmet



Safety Shoes

Fixed Fire Fighting Installation / A.M.C • Detection System / Event & Exhibition • Consultancy In Fire Prevention

Head Off : E/11, Shree Ganesh CHS. Ltd, Road No. 8, Gautam Nagar, Behind Akruiti Center Point, MIDC, Andheri (E), Mumbai - 400 093.

Mob.: +91 97693 66499 / 75067 22506 / 98218 86364 • Email : mumbaigforce@gmail.com